









# GRU A TORRE

# GA 727 | 2500

GRU AUTOMATICA CON  
MONTAGGIO IDRAULICO

- GA compact*  
- GX*  
- GH city crane*  
- GHS topless*  



*FB F.lli Butti s.r.l.*

*Via XXV Aprile, 58*

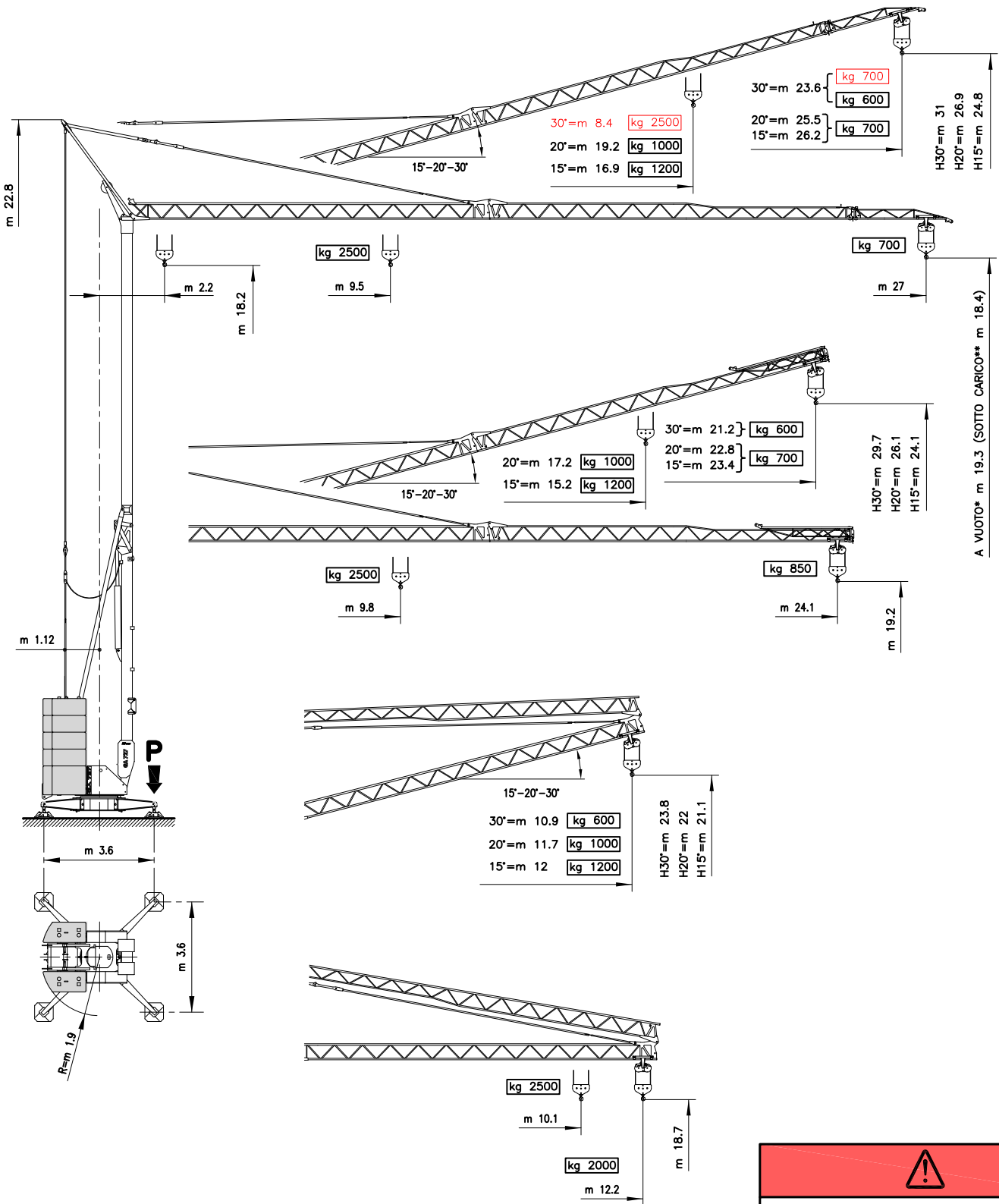
*23868 Valmadrera (LC) - Italia*

*Tel. 0341.581108 - Fax 0341.200253*

*E-mail : fbgru@fbgru.it - <http://www.fbgru.it>*



FEM 1.001 - A3  
EN 14439 - C25





\* SIN CARGA      \*\* CARGADO  
 OFF-LOAD        LOADED  
 UNBELASTET     BELASTET  
 A VIDE            EN CHARGE


In rosso valori configurazione con dispositivo per 30°  
 In red, configuration values with device for 30°  
 In Rot, Konfigurationswerte mit Einrichtung für 30°  
 En rouge les valeurs de configuration avec dispositif pour 30°


P	
<b>kg 15900</b> <i>In servizio</i> En servicio In service In betrieb En service	<b>kg 14700</b> <i>Fuori servizio</i> Fuera de servicio Out of service Außer betrieb Hors service

 N° 8x1519 N° 2x2620 <b>kg 25902</b>	 <b>kg 8510</b>

<b>MOVIMENTO</b> MOVIMIENTO MOVEMENT BEWEGUNG MOUVEMENT	<b>ALIMENTAZIONE</b> ALIMENTACION OPERATING VOLTAGE BETRIEBSSPANNUNG TENSION DE SERVICE	<b>PRESTAZIONI</b> FUNCIONAMIENTOS PERFORMANCES LEISTUNGEN EXÉCUTIONS	
---	---	---	---

		1 <sup>a</sup> m/1' - kg		2 <sup>a</sup> m/1' - kg		3 <sup>a</sup> m/1' - kg		4 <sup>a</sup> m/1' - kg		kW 9.2				
<b>SOLLEVAMENTO</b> ELEVACION – HOISTING HEBEN – LEVAGE  <b>INVERTER</b>	230 V 50 Hz	3 kW	3.2 ↑	6 ↓	8 ↑	11 ↓	19 ↑	20 ↓	2500		2500	700		
			3.2 ↑	6 ↓	8 ↑	11 ↓	30 ↑	32 ↓					700	
	400 V 50 Hz	6 kW	3.2 ↑	6 ↓	8 ↑	11 ↓	39 ↑	42 ↓	46 ↑		50 ↓	2500	2500	700
			3.2 ↑	6 ↓	21 ↑	25 ↓	39 ↑	42 ↓	46 ↑	50 ↓	600			

		1 <sup>a</sup> m/1'	2 <sup>a</sup> m/1'	3 <sup>a</sup> m/1'	kW 2.2
<b>CARRELLO</b> CARRILLO – JIB TROLLEY LAUFKATZE – DISTRIBUTION  <b>INVERTER</b>	230 - 400 V 50 Hz	15	23	41	

		1 <sup>a</sup> g/1'	2 <sup>a</sup> g/1'	3 <sup>a</sup> g/1'	kW 2.2
<b>ROTAZIONE</b> ROTACION – SLEWING DREHEN – ORIENTATION  <b>INVERTER</b>	230 - 400 V 50 Hz	0 → 0.19	0.19 → 0.47	0.47 → 0.87	



Conforme alle direttive  
CEE sul livello acustico  
2000/14/CE

Conforme con las directivas  
CEE sobre el nivel acustico

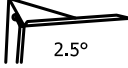
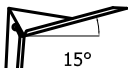
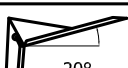

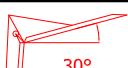
In compliance with the EEC  
instructions on noise level

Gemäss EWG-Richtlinien für  
den Schall-Leistungspegel


Conforme aux directives CEE  
sur le niveau acoustique

**CURVE DI CARICO** CURVAS DE CARGAS – LOAD DIAGRAMS  
LASTKURVEN – COURBES DE CHARGES

V27 

 2.5°	m	2.2	5	9.5	11	13	15	17	19	21	23	24.1	25	27
	kg	2500			2085	1707	1438	1237	1082	957	856	808	771	700
 15°	m	2.2	5	8	11	13	15	16.9	19	21	23	24	25	26.2
	kg	1200							1043	923	825	778	743	700
 20°	m	2.2	5	8	11	13	15	17	19.2	21	23	24	25	25.5
	kg	1000								893	797	756	718	700
 30°	m	2.2	5	7	9	11	13	15	17	19	20	21	22	23.6
	kg	600												
 30°	m	2.2	5	7	8.4	11	13	15	17	19	20	21	22	23.6
	kg	2500				1790	1462	1229	1055	919	863	811	765	700

**POTENZA RICHIESTA** POTENCIA-ELECTRICA NECESARIA – NECESSARY ELECTRIC POWER  
KRAFTBEDARF – PUISSANCE ELECTRIQUE NECESSAIRE

	3 kW 230 V - 50 Hz	6 kW 230 V - 50 Hz	12 kW 400 V - 50 Hz
---	-----------------------	-----------------------	------------------------

GA 727 - 2500

Con riserva di modifiche  
documento commerciale  
non vincolante

Derecho de modificaciones reservadas  
documento comercial no contractual

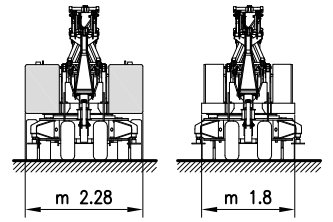
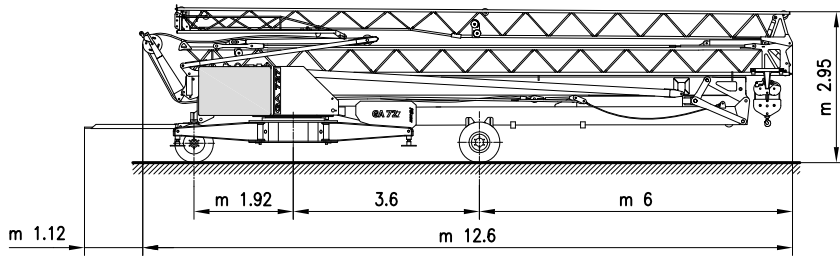
Subject to change without notice  
commercial document not legally  
binding

Anderungen vorbehalten  
Unverblindliches  
Vertriebsdokument

Modifications réservées  
document commercial  
non contractuel

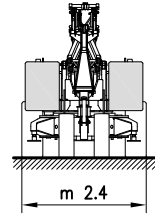
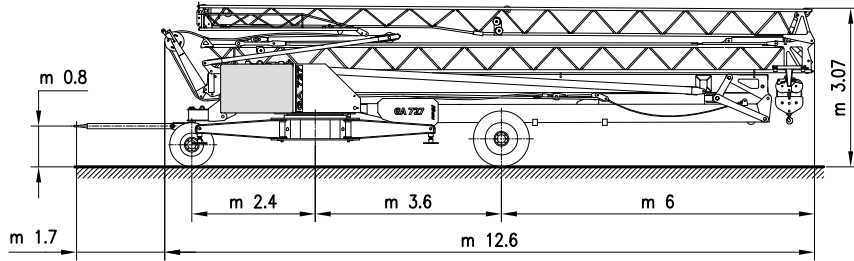
**TRASPORTO** TRANSPORTE — TRANSPORT  
TRANSPORT — TRANSPORT

**5**  
km/h



FB25K2

**25**  
km/h



**MONTAGGIO** MONTAJE — ERECTION  
MONTAGE — MONTAGE

